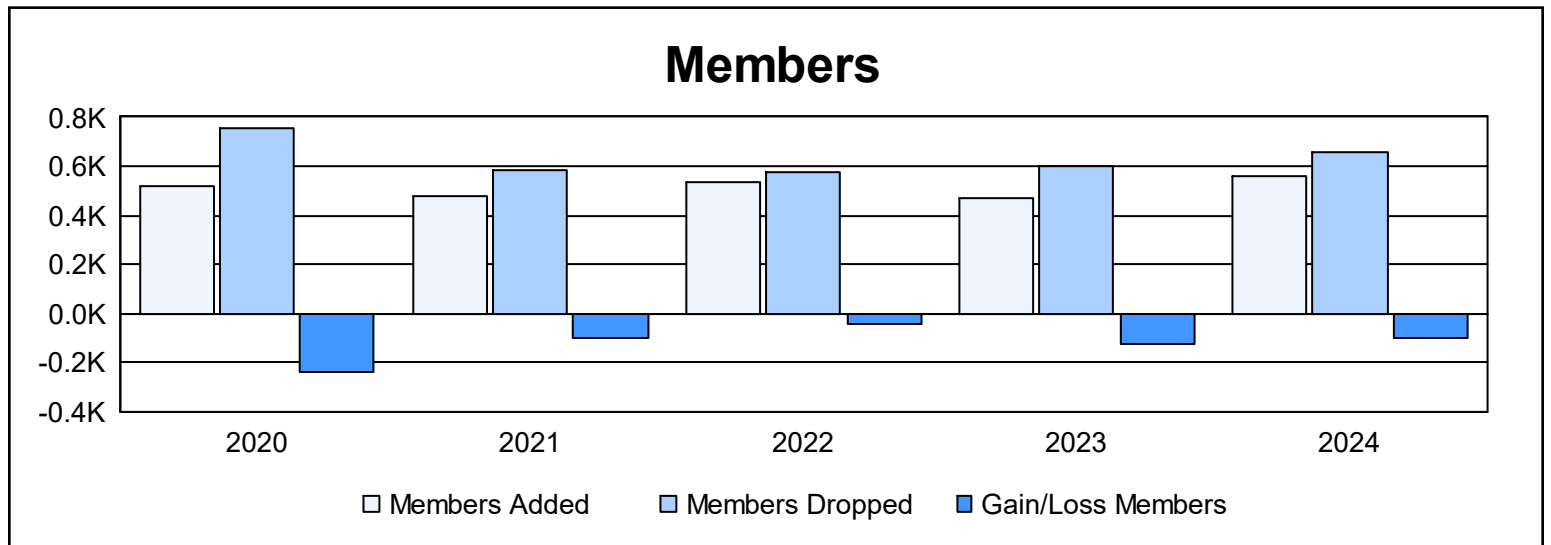
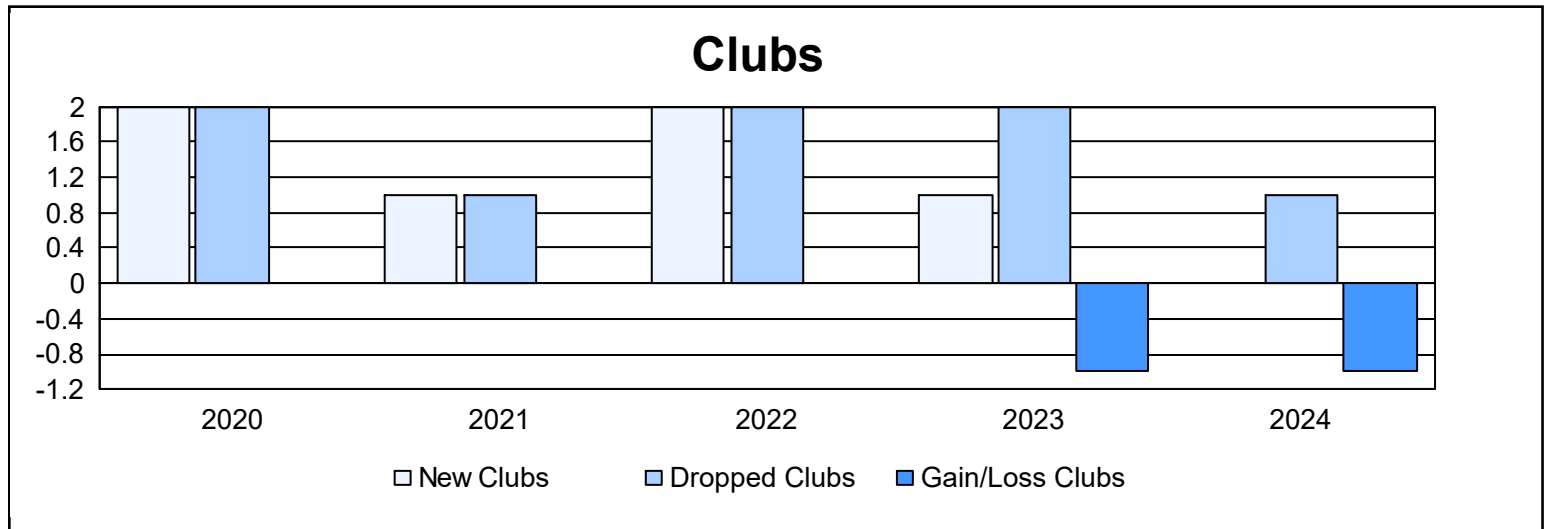
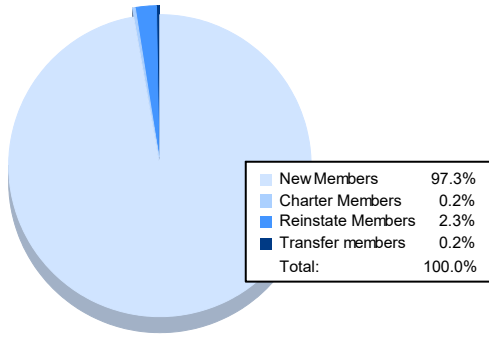


Year	New Clubs	Dropped Clubs	Gain/ Loss Clubs	New Members	Charter Members	Reinstate Members	Transfer Members	Total Member Added	Total Members Dropped	Gain/ Loss Members
2019-2020	2	2	0	440	59	18	0	517	752	-235
2020-2021	1	1	0	445	26	11	0	482	583	-101
2021-2022	2	2	0	441	67	23	1	532	576	-44
2022-2023	1	2	-1	409	39	19	5	472	600	-128
2023-2024	0	1	-1	541	1	13	1	556	656	-100
<b>Average</b>	<b>1</b>	<b>2</b>	<b>0</b>	<b>455</b>	<b>38</b>	<b>17</b>	<b>1</b>	<b>512</b>	<b>633</b>	<b>-122</b>



### Membership Composition June 2024 Cumulative



### Gender Composition June 2024 Cumulative

